

Introductory sub-table (I)(a)

Name of the Company: Olympic Oil Industries Limited

Scrip Code, Name of the scrip, class of security: 507609, OLYOI, Equity

Quarter ended: 30th September, 2012

Partly paid-up shares:- No. of partly paid-up shares paid-up shares As a % of total no. of partly paid-up shares As a % of total no. of shares of the company

| | | | | |
|---------------------------------|----------|------------|----------|------------|
| Held by promoter/promoter group | Nil | Nil | Nil | Nil |
| Held by public | Nil | Nil | Nil | Nil |
| Total - D | 0 | Nil | 0 | Nil |


Outstanding convertible securities:- No. of outstanding convertible securities As a % of total no. of outstanding convertible securities As a % of total no. of shares of the company, assuming full conversion of the convertible securities

| | | | | |
|---------------------------------|----------|------------|----------|------------|
| Held by promoter/promoter group | Nil | Nil | Nil | Nil |
| Held by public | Nil | Nil | Nil | Nil |
| Total - E | 0 | Nil | 0 | Nil |

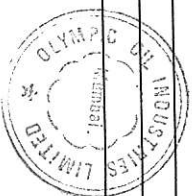
Warrants:- No. of warrants As a % of total no. of warrants As a % of total no. of shares of the company, assuming full conversion of warrants

| | | | | |
|---------------------------------|----------|------------|----------|-------------|
| Held by promoter/promoter group | Nil | Nil | Nil | Nil |
| Held by public | 0 | 100% | 0 | 0.00 |
| Total - F | 0 | Nil | 0 | 0.00 |

Total paid-up capital of the company, assuming full conversion of warrants and convertible securities (Grand Total (A+B+C)+ D+E+F) 713500



| | | | | | | | | | |
|--------|---|---|--------|--------|-------|-------|-------|---|------|
| a | Individuals (Non-Residents Individuals/ Foreign Individuals) | 0 | 0 | 0 | 0 | 0.00 | 0.00 | 0 | 0.00 |
| b | Bodies Corporate | 0 | 0 | 0 | 0 | 0.00 | 0.00 | 0 | 0.00 |
| c | Institutions | 0 | 0 | 0 | 0 | 0.00 | 0.00 | 0 | 0.00 |
| d | Any Others(Specify) | 0 | 0 | 0 | 0 | 0.00 | 0.00 | 0 | 0.00 |
| d-i | | | | | | 0.00 | 0.00 | | 0.00 |
| d-ii | | | | | | | | | |
| | Sub Total(A)(2) | 0 | 0 | 0 | 0 | 0.00 | 0.00 | 0 | 0.00 |
| | Total Shareholding of Promoter and | 6 | 128615 | 126965 | 18.03 | 18.03 | 18.03 | 0 | 0.00 |
| (B) | Public shareholding | | | | | | | | |
| 1 | Institutions | | | | | | | | |
| (a) | Mutual Funds/ UTI | 0 | 0 | 0 | 0 | 0.00 | 0.00 | | |
| (b) | Financial Institutions / Banks | 0 | 0 | 0 | 0 | 0.00 | 0.00 | | |
| (c) | Central Government/ State Government(s) | 0 | 0 | 0 | 0 | 0.00 | 0.00 | | |
| (d) | Venture Capital Funds | 0 | 0 | 0 | 0 | 0.00 | 0.00 | | |
| (e) | Insurance Companies | 0 | 0 | 0 | 0 | 0.00 | 0.00 | | |
| (f) | Foreign Institutional Investors | 0 | 0 | 0 | 0 | 0.00 | 0.00 | | |
| (g) | Foreign Venture Capital Investors | 0 | 0 | 0 | 0 | 0.00 | 0.00 | | |
| (h) | Any Other (specify) | 0 | 0 | 0 | 0 | 0.00 | 0.00 | | |
| (h-i) | | | | | | 0.00 | 0.00 | | |
| (h-ii) | | | | | | | | | |
| | Sub-Total (B)(1) | 0 | 0 | 0 | 0 | 0.00 | 0.00 | | |
| B 2 | Non-institutions | | | | | | | | |




| | | | | | | | | |
|--------|---|-----|--------|--------|--------|--------|--|------|
| (a) | Bodies Corporate | 4 | 77700 | 77700 | 10.89 | 10.89 | | |
| (b) | Individuals | | | | 0.00 | 0.00 | | |
| | Individuals -i. Individual shareholders holding nominal share capital up to Rs 1 lakh | 314 | 175395 | 110390 | 24.58 | 24.58 | | |
| I | lakhs | | | | | | | |
| II | ii. Individual shareholders holding nominal share capital in excess of Rs. 1 lakh. | 20 | 331790 | 320240 | 46.50 | 46.50 | | |
| (c) | Any Other (specify) | | | | 0.00 | 0.00 | | |
| (c-i) | NRI's | 0 | 0 | 0 | 0.00 | 0.00 | | |
| (c-ii) | | | | | 0.00 | 0.00 | | |
| | | | | | | | | |
| | | | | | | | | |
| | Sub-Total (B)(2) | 338 | 584885 | 508330 | 81.97 | 81.97 | | |
| (B) | Total Public Shareholding (B)= (B)(1)+(B)(2) | 338 | 584885 | 508330 | 81.97 | 81.97 | | |
| | | | | | | | | |
| | TOTAL (A)+(B) | 344 | 713500 | 635295 | 100.00 | 100.00 | | |
| (C) | Shares held by Custodians and against which Depository Receipts have been issued | | | | | | | |
| 1 | Promoter and Promoter Group | 0 | 0 | 0 | 0.00 | 0.00 | | 0.00 |
| 2 | Public | | | | | 0.00 | | |
| | Sub-Total (C) | 0 | 0 | 0 | | 0 | | |
| | | | | | | | | |
| | GRAND TOTAL (A)+(B)+(C) | 344 | 713500 | 635295 | | 100.00 | | 0.00 |



(1)(b) Statement showing Shareholding of persons belonging to the category
"Promoter and Promoter Group"

| Sr. No. | Name of the shareholder | Total shares held | | Shares pledged or otherwise encumbered | | |
|--------------|-------------------------|-------------------|-----------------------------------|--|------------------------------------|--|
| | | Number of shares | As a % of grand total (A)+(B)+(C) | Number | As a percentage (VI)=(V)/(III)*100 | As a % of grand total (A)+(B)+(C) of sub-clause (1)(a) (VII) |
| (i) | (ii) | (iii) | (iv) | (v) | (vi)=(v)/(iii)*100 | (vii) |
| 1 | Sunil Verma | 70055 | 9.82 | 0 | 0.00 | 0.00 |
| 2 | Nilima U Desai | 4750 | 0.67 | 0 | 0.00 | 0.00 |
| 3 | Sujay Desai | 5900 | 0.83 | 0 | 0.00 | 0.00 |
| 4 | Uday Jayant Desai | 47910 | 6.71 | 0 | 0.00 | 0.00 |
| 5 | | | | | | |
| 6 | | | | | | |
| 7 | | | | | | |
| 8 | | | | | | |
| 9 | | | | | | |
| 10 | | | | | | |
| 11 | | | | | | |
| TOTAL | | 128615 | 18.03 | 0 | 0.00 | 0.00 |



(D)(c) Statement showing Shareholding of persons belonging to the category "Public" and holding more than 1% of the total number of shares

| Sr. No. | Name of the shareholder | Number of shares | Shares as a percentage of total number of shares {i.e., Grand Total (A)+(B)+(C) indicated in Statement at para (D)(a) above} |
|---------|---------------------------------------|------------------|--|
| 1 | Aditi Malviya | 7500 | 1.05 |
| 2 | Ajay Mehrotra | 17250 | 2.42 |
| 3 | Ajay Verma | 7500 | 1.05 |
| 4 | Amit Kumar Agrawal HUF | 7500 | 1.05 |
| 5 | Anil Kishanchand Dharampal | 11550 | 1.62 |
| 6 | Arvind Srivastava | 20000 | 2.80 |
| 7 | Ashish Agrawal | 7500 | 1.05 |
| 8 | Atul Kumar Trivedi | 18400 | 2.58 |
| 9 | Atul Rastogi | 19700 | 2.76 |
| 10 | Epoch Synthetics Private Limited | 7450 | 1.04 |
| 11 | Gopal Saxena | 14150 | 1.98 |
| 12 | Hemant Rasiklal Kamodia | 20000 | 2.80 |
| 13 | J. U. D Trading Private Limited | 35000 | 4.91 |
| 14 | Jyoti Yogesh Jain | 7500 | 1.05 |
| 15 | Madhu Agarwal | 15000 | 2.10 |
| 16 | Manish Agarwal | 7500 | 1.05 |
| 17 | Manjeet Kumar | 10000 | 1.40 |
| 18 | Meenu Sharma | 8550 | 1.20 |
| 19 | Mini Singh | 7500 | 1.05 |
| 20 | Nagendra Shukla | 17500 | 2.45 |
| 21 | Nextgen Entertainment Private Limited | 35000 | 4.91 |
| 22 | Niraj Jitendra Kumar Kamodia | 15000 | 2.10 |
| 23 | Rajendra Prasad Yadav | 12500 | 1.75 |




| | | | |
|----|-----------------------|---------------|--------------|
| 24 | Rakesh Kumar | 12500 | 1.75 |
| 25 | Ram Prakash Mishra | 19690 | 2.76 |
| 26 | Ramesh Vishwakarma | 20000 | 2.80 |
| 27 | Rashmi Tiwari | 9500 | 1.33 |
| 28 | Ritu Rastogi | 22000 | 3.08 |
| 29 | Sachin Kumar Verma | 11500 | 1.61 |
| 30 | Saurabh Verma | 15000 | 2.10 |
| 31 | Suresh Pandya | 10000 | 1.40 |
| 32 | Teena Agarwal | 15000 | 2.10 |
| 33 | Vineet Kumar Pandey | 20050 | 2.81 |
| 34 | Yogesh Kumar Gupta | 7500 | 1.05 |
| 35 | Yogesh Jain HUF | 7500 | 1.05 |
| 36 | Vidya Vinay Temkr | 7500 | 1.50 |
| 37 | Yogesh Premchand Jain | 15000 | 2.10 |
| | Total | 522290 | 73.65 |



(D)(c) Statement showing Shareholding of persons belonging to the category "Public" and holding more than 5% of the total number of shares

| Sr. No. | Name of the shareholder | Number of shares | Shares as a percentage of total number of shares {i.e., Grand Total (A)+(B)+(C) indicated in Statement at para (I)(a) above} |
|---------|-------------------------|------------------|--|
| 1 | | | |
| | | | |
| | | | |
| | | | |
| | | | |
| | | | |
| | | | |
| | | | |
| | | | |
| | | | |
| | | | |
| | | | |
| | | | |
| | | | |



NIL



The image shows a handwritten signature in black ink over a circular stamp. The stamp contains the text "ONGC OIL INDUSTRIES LTD." around the perimeter and a small star in the center. The signature is written in a cursive style across the stamp.

(II)(b) **Statement showing holding of Depository Receipts (DRs), where underlying shares held by "promoter/promoter group" are in excess of 1% of the total number of shares**

| Sr. No. | Name of the DR Holder | Type of outstanding DR (ADRs, GDRs, SDRs, etc.) | Number of shares underlying outstanding DRs | Shares underlying outstanding DRs as a percentage of total number of shares {i.e., Grand Total (A)+(B)+(C) indicated in Statement at para (I)(a) above} |
|--------------|-----------------------|---|---|---|
| 1 | | | | 0.00 |
| 2 | | | | 0.00 |
| 3 | | | | 0.00 |
| 4 | | | | 0.00 |
| 5 | Not-Applicable | | | |
| 6 | | | | 0.00 |
| 7 | | | | 0.00 |
| 8 | | | | 0.00 |
| 9 | | | | 0.00 |
| TOTAL | | | 0 | 0.00 |

| Sr.No | Notes |
|-------|-------|
| 1 | |
| 2 | |
| 3 | |
| 4 | |
| 5 | |
| 6 | |
| 7 | |
| 8 | |
| 9 | |

